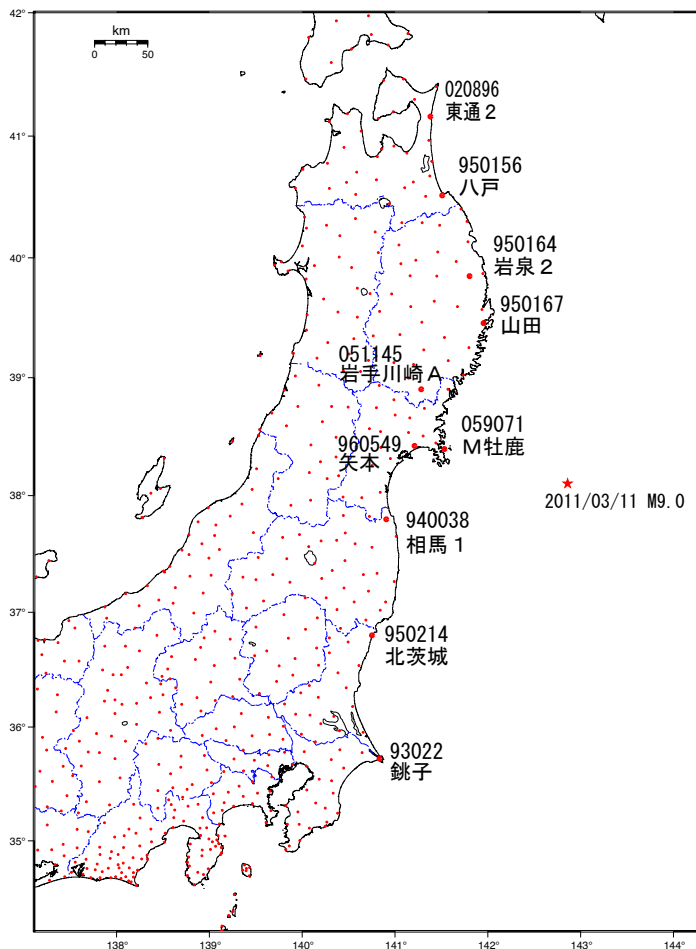


東北地方太平洋沖地震 (M9.0) 後の地殻変動 (時系列) (1)

配点図

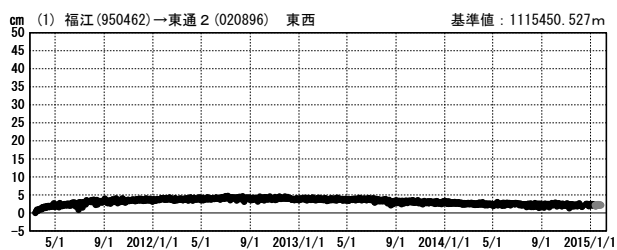


観測局情報

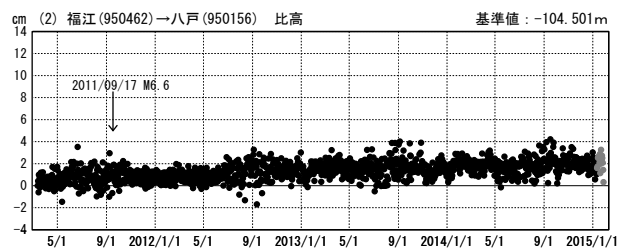
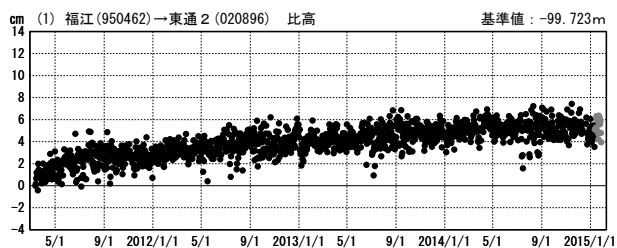
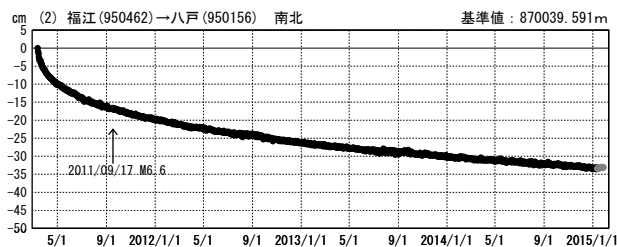
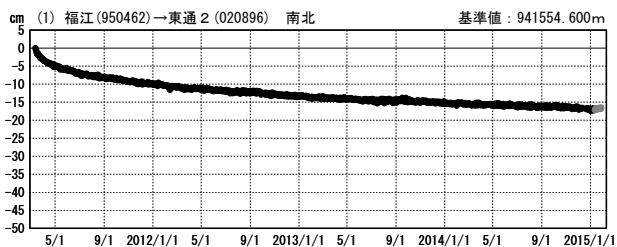
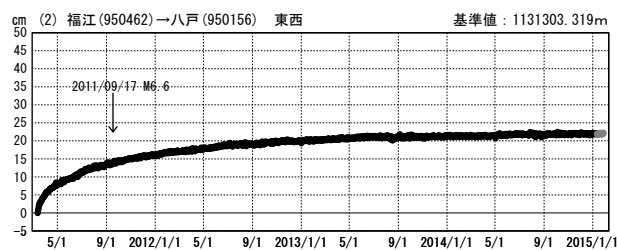
点番号	点名	日付	保守内容
020896	東通2	2012/09/28	アンテナ更新
950156	八戸	2012/09/25	アンテナ更新
950164	岩泉2	2012/02/09	アンテナ更新
950167	山田	2012/02/04	アンテナ更新
051145	岩手川崎A	2012/01/25	アンテナ更新
960549	矢本	2011/12/16	アンテナ更新
940038	相馬1	2012/01/12	アンテナ更新
950214	北茨城	2012/01/10	アンテナ更新
93022	銚子	2012/02/21	アンテナ更新
950462	福江	2012/11/07	アンテナ更新

成分変化グラフ

期間: 2011/03/12~2015/01/27 JST



期間: 2011/03/12~2015/01/27 JST

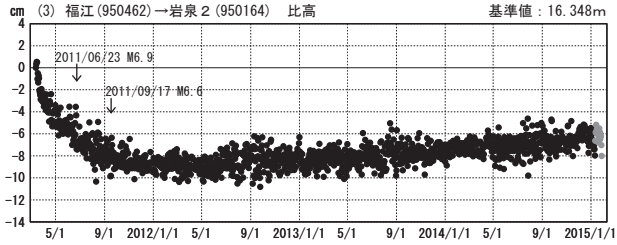
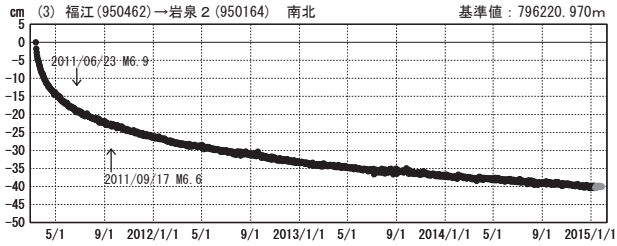
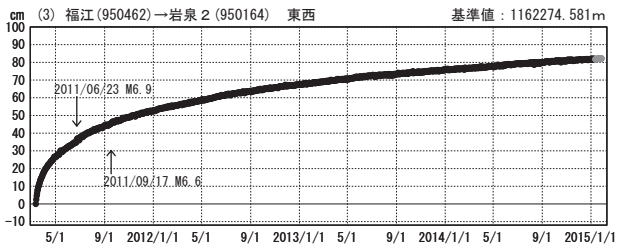


●---[F3:最終解] ●---[R3:速報解]

# 東北地方太平洋沖地震(M9.0)後の地殻変動（時系列）（2）

成分変化グラフ

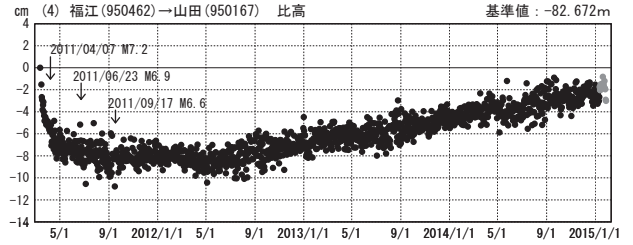
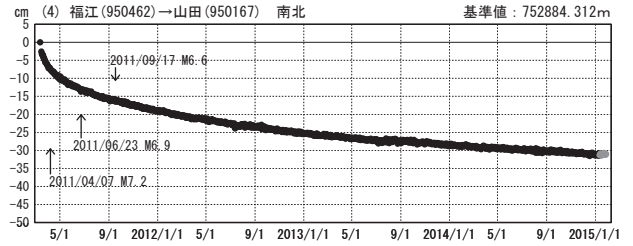
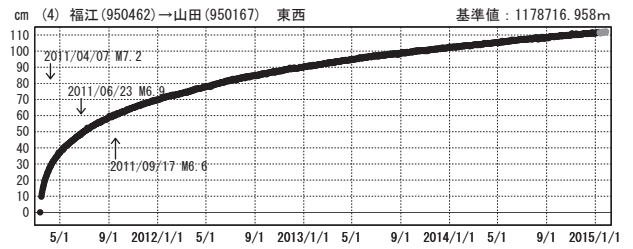
期間：2011/03/12~2015/01/27 JST



●---[F3:最終解] ○---[R3:速報解]

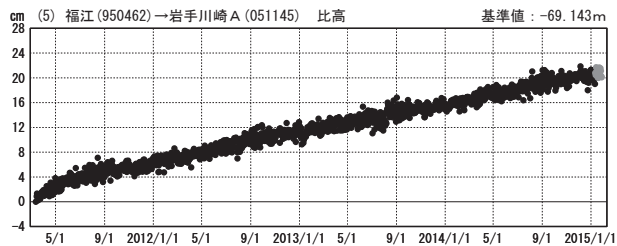
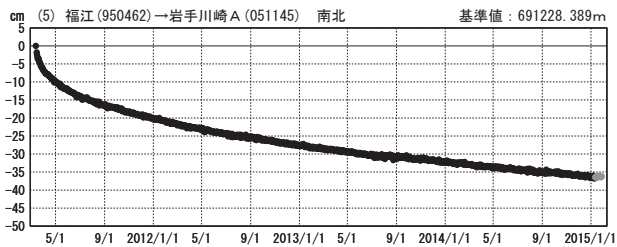
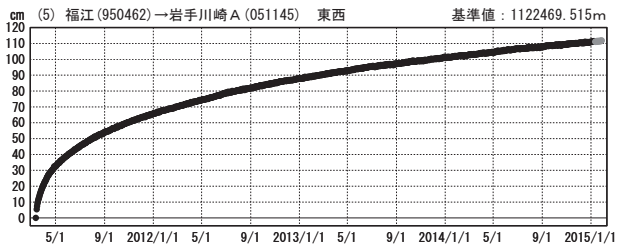
成分変化グラフ

期間：2011/03/12~2015/01/27 JST



成分変化グラフ

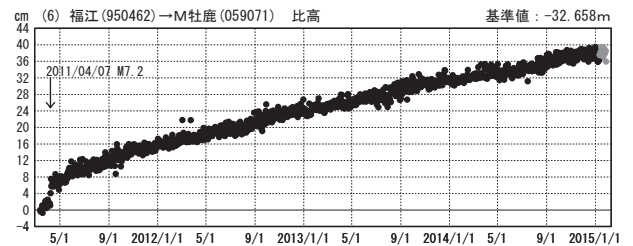
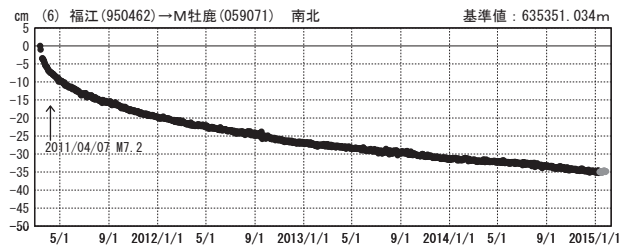
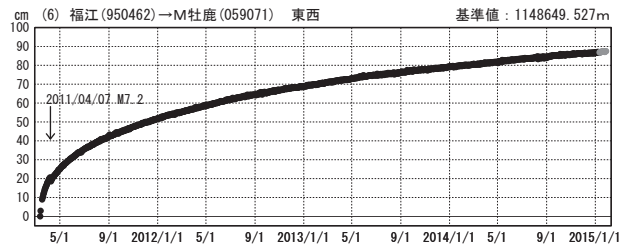
期間：2011/03/12~2015/01/27 JST



●---[F3:最終解] ○---[R3:速報解]

成分変化グラフ

期間：2011/03/12~2015/01/27 JST

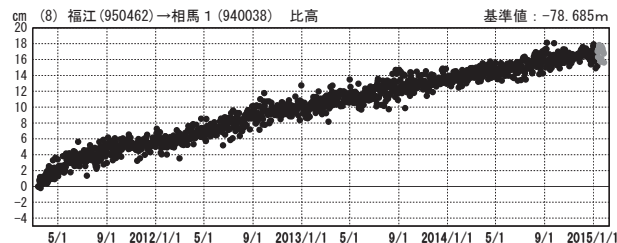
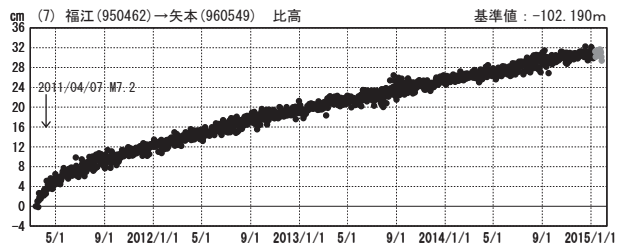
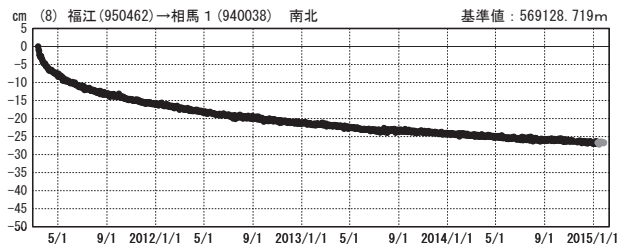
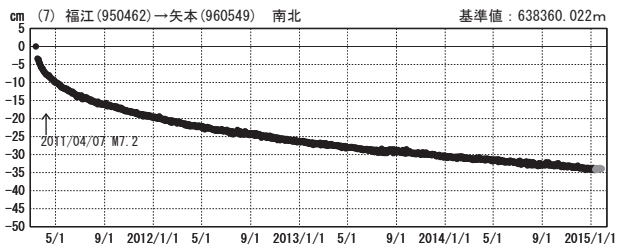
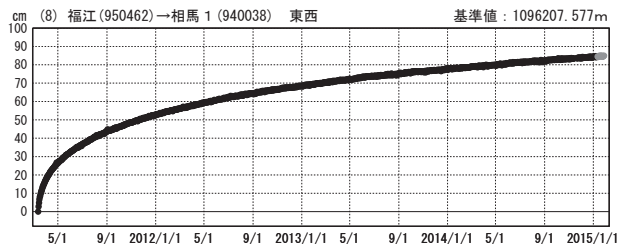
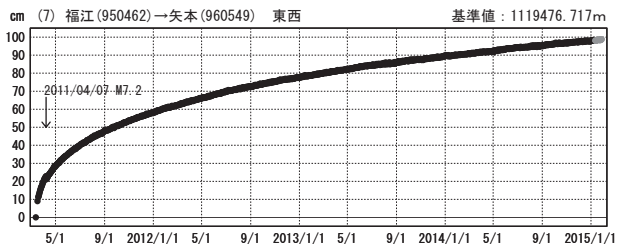


# 東北地方太平洋沖地震 (M9.0) 後の地殻変動 (時系列) (3)

## 成分変化グラフ

期間：2011/03/12~2015/01/27 JST

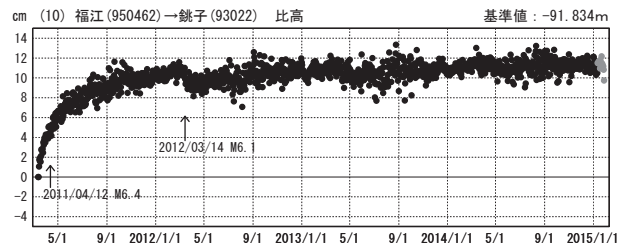
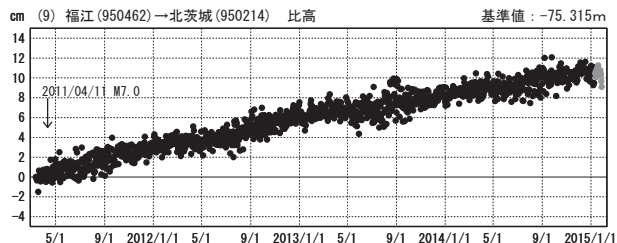
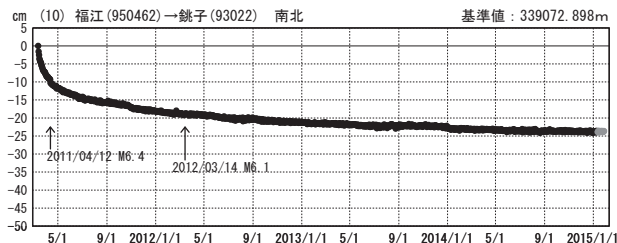
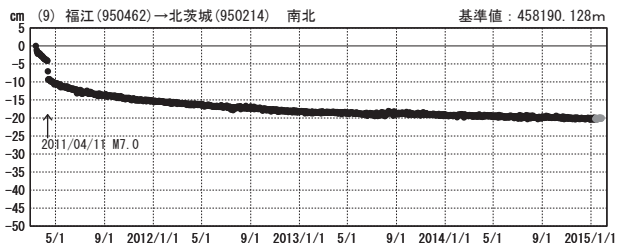
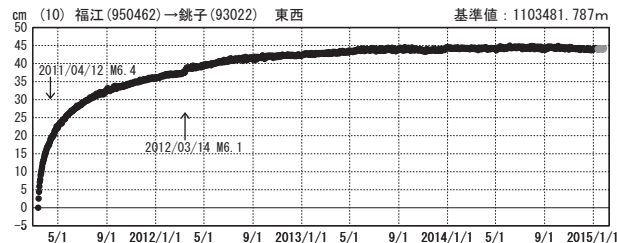
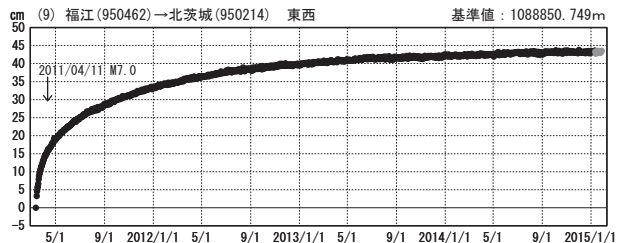
期間：2011/03/12~2015/01/27 JST



●---[F3:最終解] ●---[R3:速報解]

期間：2011/03/12~2015/01/27 JST

期間：2011/03/12~2015/01/27 JST



●---[F3:最終解] ●---[R3:速報解]