

1. DISTRIBUTION OF HOSPITALS  
2. NUMBER OF PHYSICIANS PER 10,000 INHABITANTS

1. Distribution of Hospitals

As of December 1, 1974, there were 8,273 hospitals (medical facilities with more than 20 beds). Of these, national hospitals (including those of three public corporations and others) numbered 438, public hospitals 1,066, corporation and private hospitals 6,769. They included 110 university-affiliated hospitals, together with national, public and corporation hospitals. By kind, there were 928 psychiatric hospitals, 103 tuberculosis hospitals, 16 leprosarria, 28 isolation hospitals and 7,198 general hospitals.

By number of beds, 2,712 hospitals (32.8%) had 20-49 beds, 4,556 (55.1%) 50-299 beds, and 1,005 (12.1%) more than 300 beds.

The number of clinics (medical facilities with less than 20 beds) was 105,058, of which there were 32,011 dental clinics.

The total number of hospitals and general clinics (excluding dental clinics) per 10,000 population was large in Tokyo and Kyoto prefectures with more

than 10 but small in Ibaraki, Saitama, Tiba and Okinawa prefectures with less than 5.5. The number of hospital beds per 10,000 population was 104.2 on the national average. The number was over 150.0 beds in Isikawa, Okayama, Tokushima and Kōti prefectures, 55.1 in Saitama Prefecture and 61.1 in Okinawa Prefecture.

Salient Points of the Legend and Map Compilation

The hospital, as referred to here, is a medical facility with more than 20 beds. The psychiatric hospital, tuberculosis hospital, leprosarria and isolation hospital are special hospitals equipped with beds for their respective purposes, whereas the general hospital is a hospital which does not fall under the above categories.

The clinic, as referred to here, is a medical facility with less than 20 beds. Of the clinics, the general clinic is a facility where medicine is practiced under the management of a physician or physicians, whereas a dental clinic is a facility where dentistry is practiced under the management of a dentist or dentists.

This map shows the hospitals with more than 50 beds and does not show about 2,700 hospitals with less than 50 beds.

Sources

1. Ministry of Health and Welfare, Hospital Report, April 1, 1974.
2. Ministry of Health and Welfare, 1974 Medical Facilities Survey Report.

2. Number of Physicians Per 10,000 Inhabitants

As of December 31, 1970, there were 119,000 physicians (excluding dentists), of these 113,000 were actually assigned to medical facilities (excluding those in Okinawa Prefecture).

By line of duty, the physicians assigned to medical facilities consisted of 3,600 hospital founders (3.2%), 57,000 clinic founders (50.5%), 32,500 hospital workers (28.7%) excluding those assigned to medical education and training institutions, 8,500 clinic workers (7.5%), and 11,500 workers (10.2%) of the hospitals attached to medical education and training institutions.

The number of dentists as of December 31, 1970 was 39,000, the ratio of dentists to 10,000 population standing at 3.7.

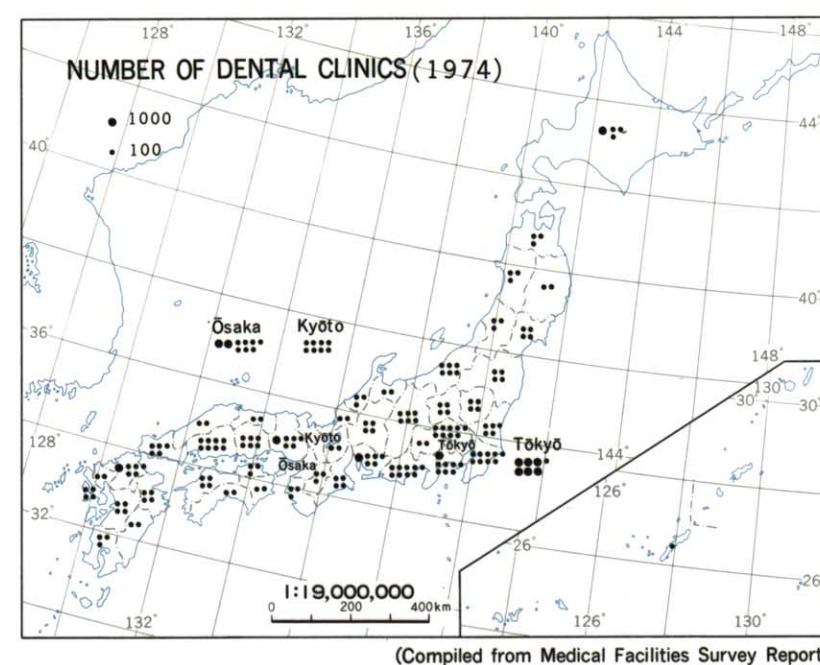
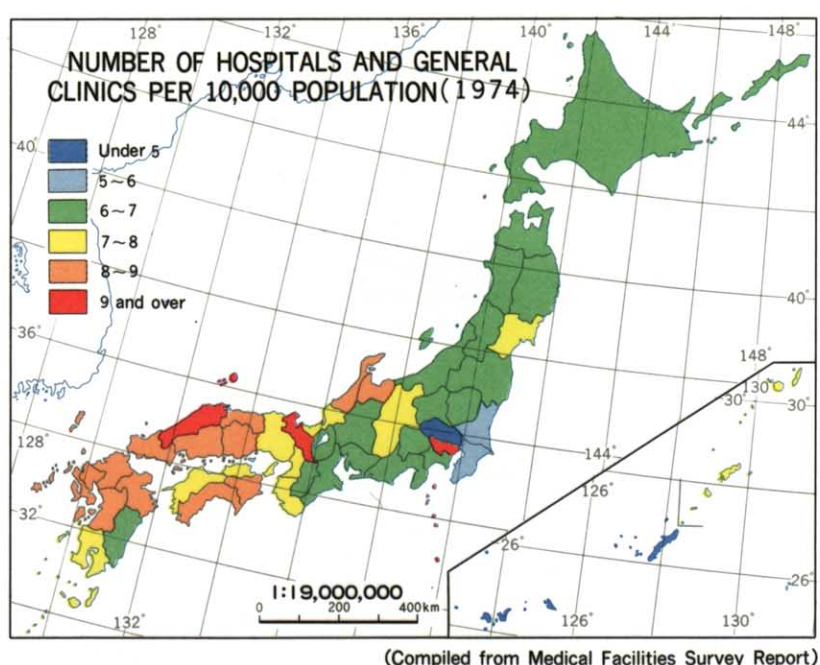
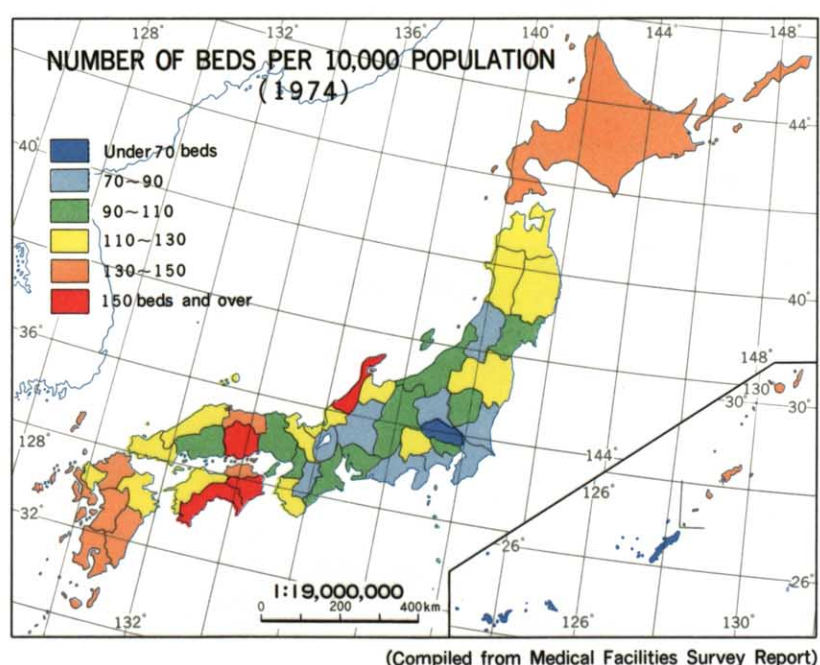
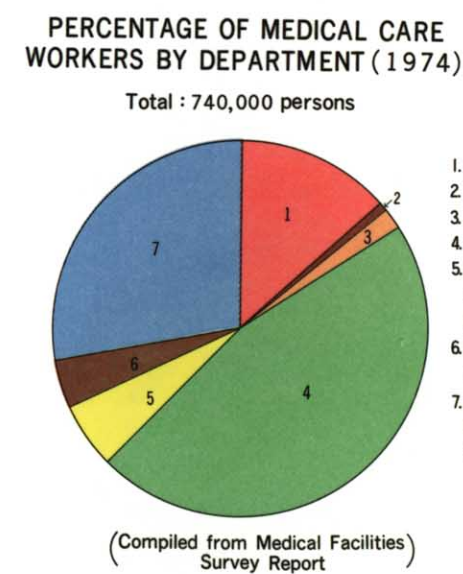
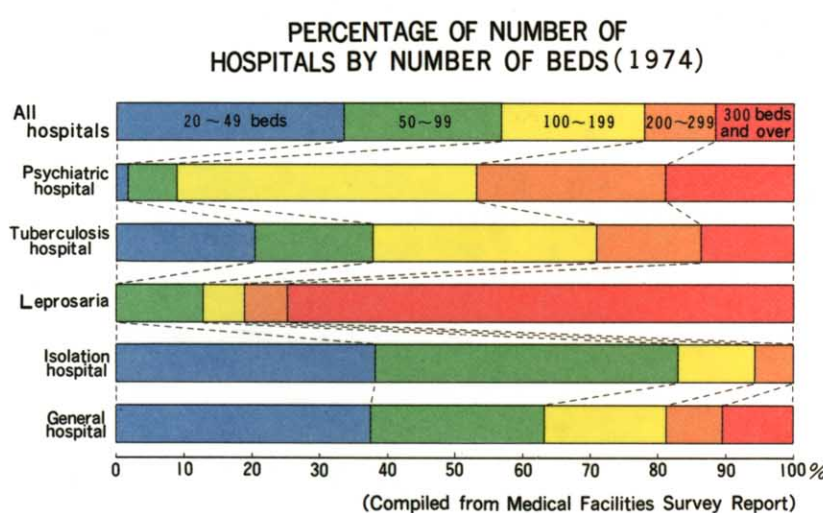
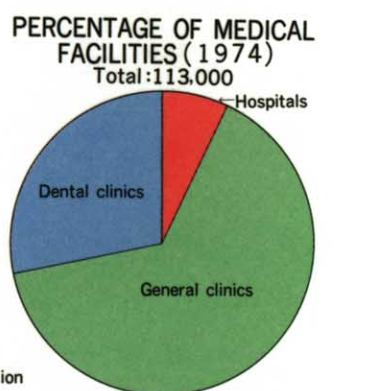
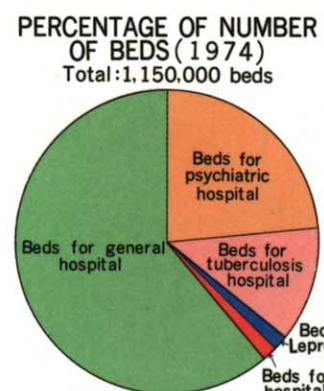
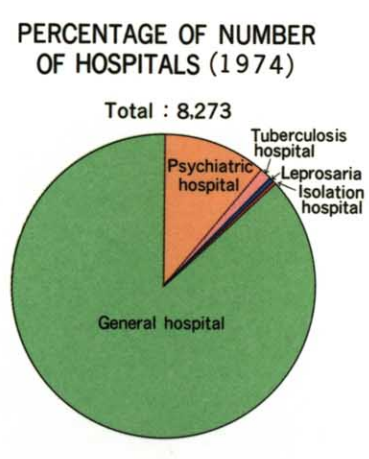
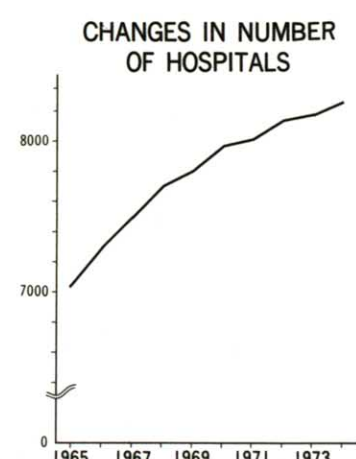
Salient Points of the Legend and Map Compilation

In this map, the ratio of the number of physicians assigned to medical facilities to the population is classified by Si, Mati and Mura. The number of physicians is based on the data available from the places of their assignment and does not include that of dentists.

For Okinawa Prefecture, the number of physicians in 1972 was quoted from the Okinawa Prefectural Statistical Yearbook (1972 edition). The number of physicians cited here represents the data on the number of physicians per population for the northern, central and southern districts of Okinawa, Miyako and Yaeyama.

Sources

1. Ministry of Health and Welfare, 1970 and 1974 Medical Facilities Survey Report.
2. Okinawa Prefecture, 1972 Okinawa Prefectural Statistical Yearbook.
3. Ministry of Health and Welfare, 1974 Medical Facilities Survey Report.



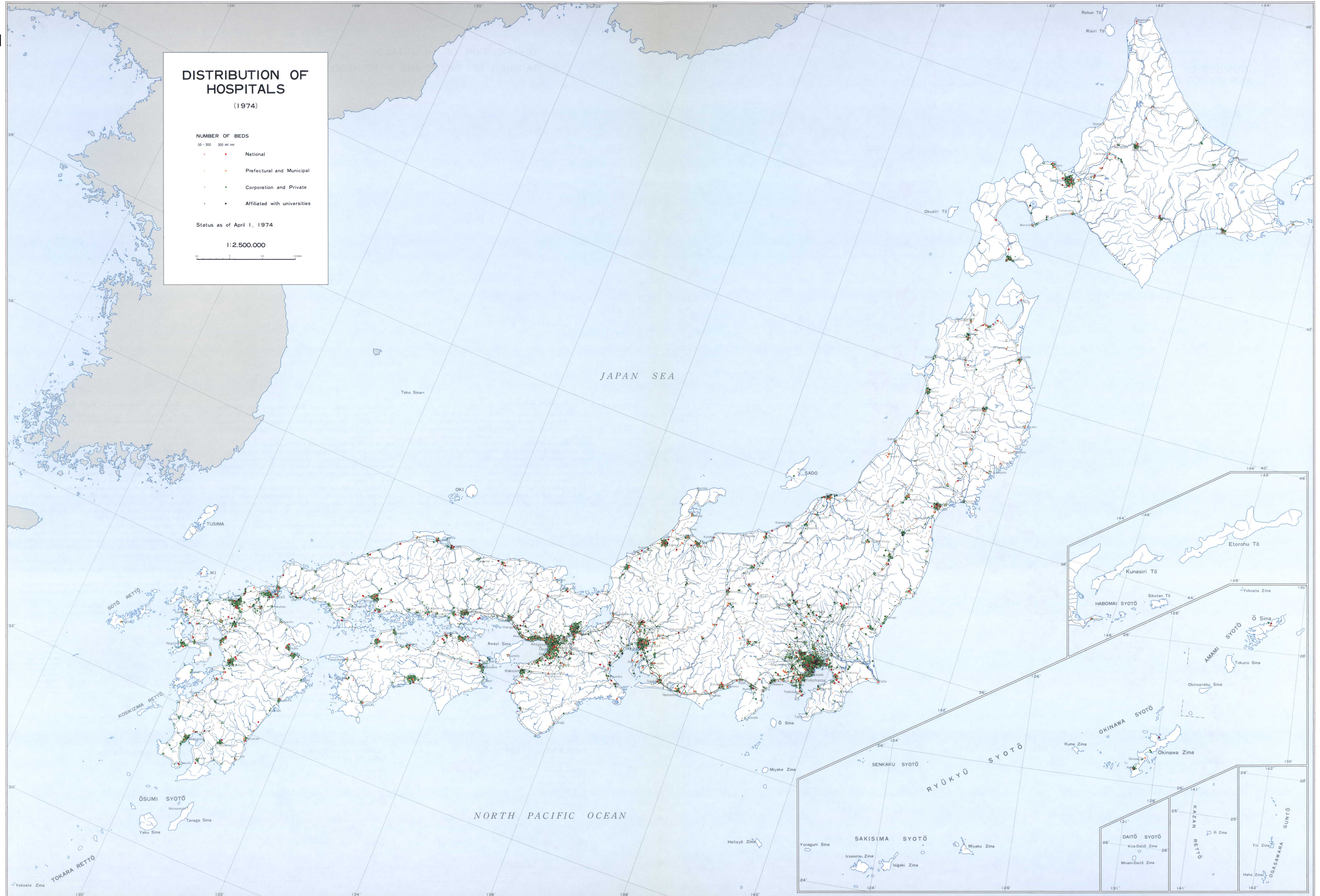


### DISTRIBUTION OF HOSPITALS (1974)

- NUMBER OF BEDS**
- 50-300    300 and over
  - National
  - Prefectural and Municipal
  - Corporation and Private
  - Affiliated with universities

Status as of April 1, 1974

1:2,500,000





NUMBER OF PHYSICIANS PER 10,000 INHABITANTS

70.2

