

1. NUMBER OF TELEPHONE CALLS
 2. NUMBER OF TELEGRAMS TRANSMITTED
 3. INTERNATIONAL TELEX.
 INTERNATIONAL TELEGRAMS

1. Number of Telephone Calls

The total number of domestic outgoing telephone calls in the period of one year from April 1972 to March 1973 was 38,200,000,000. Of these, the number of automatic telephone calls which did not require the service of telephone switchboard operators was 30,800,000,000, of which 77% were made within unit telephone call charge areas.

In spite of a rise in the total number of telephone calls, the frequency of using telephones per telephone subscriber a day has been decreasing from year to year due to a sharp rise in the number of household telephones, the utilization of which is rather infrequent, with the result that the frequency per telephone subscriber a day stood at 5.0 calls on the national average in 1972.

By unit telephone call charge area, the number of annual outgoing telephone calls (estimated) was great in Tōkyō with 6,080,000,000 calls, Ōsaka with 3,060,000,000 calls, Nagoya with 1,350,000,000 calls and Yokohama with 1,310,000,000.

Salient Points of the Legend and Map Compilation

The unit telephone call charge area is the basic unit zone for the calculation of telephone call bills and generally coincides with the area placed under the jurisdiction of a toll center. The number of outgoing telephone calls, as referred to here, is the frequency of telephone calls made.

Sources

1. Data from the Nippon Telegraph and Telephone Public Corporation.
2. Ministry of Posts and Telecommunications, 1974 White Paper on Telecommunications.

2. Number of Telegrams Transmitted

The number of telegrams transmitted in the period of one year from April 1972 to March 1973 was 55,890,000. Of these, 47,760,000 were checked in by the telegraph and telephone offices placed under the direct management of the Nippon Telegraph and Telephone Public Corporation, whereas the remaining 7,500,000 were checked in by the post offices entrusted by the Nippon Telegraph and Telephone Public Corporation. The dispatch of telegrams has been numerically decreasing from year to year in inverse proportion to a rise in the spread of telephones. The number of telegrams transmitted registered a peak of 95,000,000 in 1963 and then began to drop at a rate of 5% every year. In the last 10 years, the number of telegrams transmitted has decreased by half.

By kind, there has been a rise in the percentage of telegrams of congratulations and condolences, whose number stood at 11.4% to that of all types of telegrams in 1962 but rose to 48.6% in 1972.

Salient Points of the Legend and Map Compilation

Classified by telegraph and telephone office, this map shows the number of

paid outgoing telegrams checked in by the telegraph and telephone offices placed under the direct management of the Nippon Telegraph and Telephone Public Corporation in the period of one year from April 1972 to March 1973. For Okinawa Prefecture, this map shows the number in the period of 11 months starting in May 1972.

Sources

1. Data from the Nippon Telegraph and Telephone Public Corporation.
2. Ministry of Posts and Telecommunications, 1973 Annual Statistics of Postal Service, Volume on Telecommunications Service.

3. International Telex

Japan's telex service began in 1956. The annual total number of outgoing telex in the period of one year from April 1972 to March 1973 was about 4,080,000 and that of incoming telex 3,780,000, up 32.6% and 37.7%, respectively, from the previous year. By minute, outgoing telex totaled 14,230,000 minutes and incoming telex 13,850,000 minutes.

Of these, the telex dispatched to the United States totaled 1,220,000 (29.8%) and the telex dispatched from the United States totaled 1,090,000 (28.9%). The United States was followed by the United Kingdom, Germany (including the German Democratic Republic and the Federal Republic of Germany), Australia, Hong Kong and the Republic of Korea.

The international communication circuits of Japan have been replenished from year to year, enabling Japan to cover almost every corner of the world. As of the end of 1972, there were 1,540 international communication circuits. In terms of telephone circuits, satellite circuits accounted for 57%, submarine cable circuits 25%, and short-wave circuits 4%.

Japan has two satellite communication centers—Ibaraki (Takahagi Si) and Yamaguti (Yamaguti Si)—which maintain communication with the United States, Australia, New Zealand, China, Hong Kong, etc., via a satellite over the Pacific Ocean, and with European, Middle and Near East and African countries via a satellite over the Indian Ocean. The Pacific Submarine Cables (Ninomiya-Guam-Hawaii) are used in keeping communication with the continental United States, Hong Kong, the Philippines, Australia and others, and the Japan Sea Submarine Cables (Naoetu-Nahodka) with European countries. Communication with the Republic of Korea is done by means of a tropospheric dispersing wave communication circuit. In short-wave communication, the transmitting stations are Oyama (Totigi Prefecture) and Ueno (Mie Prefecture), and the receiving stations include Komuro (Saitama Prefecture), Kitaura (Ibaraki Prefecture), and Ono (Hyōgo Prefecture).

Salient Points of the Legend and Map Compilation

Classified by country, this map shows the annual traffic of outgoing and incoming international telex in the period of one year from April 1972 through March 1973. The annual traffic does not represent the telex sent via relay stations.

Source

1. Kokusai Denshin Denwa Co., Ltd., 1972 KDD Annual Report.

3. International Telegrams

The international telegrams dealt with in the period of one year from April 1972 to March 1973 included 2,970,000 outgoing telegrams and 2,590,000 incoming telegrams. The outgoing telegrams were up 4.9% but the incoming telegrams were down 0.8% from the previous year. The number of words a year was 102,420,000 in outgoing telegrams and 80,550,000 in incoming telegrams. International telegrams used to play the leading role in international communication. Influenced by automatic international telex, international telegrams have been levelling off with 1969 as a peak.

Classified by country, the United States ranked first with 435,000 telegrams (14.7%) sent from Japan and 428,000 telegrams (16.6%) sent to Japan. The United Kingdom ranked ninth in the number of telegrams sent from Japan and fourth in that of telegrams sent to Japan. Asian countries enjoyed higher positions, and the total traffic of telegrams between Japan and other countries of Asia accounted for upwards of 50%.

The direct circuits for international telegrams had been increased by four circuits since the preceding year, enabling Japan to have a total of 61 circuits with 46 countries. The international telegram service is utilized by businesses practically in every instance, and the number of private international telegrams sent by people in general is very small.

Classified by kind, 58.6% of the total of outgoing and incoming international telegrams were letter telegrams, 38.4% ordinary telegrams, 2.2% urgent telegrams, 0.4% official telegrams, and 0.3% telegrams associated with newspapers.

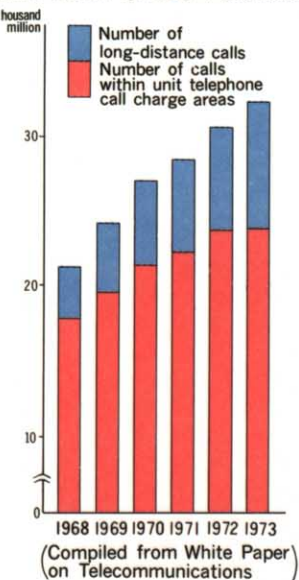
Salient Points of the Legend and Map Compilation

Classified by country, this map shows the number of outgoing and incoming telegrams in the period of one year from April 1972 to March 1973. This map does not show the number of telegrams transmitted via relay stations.

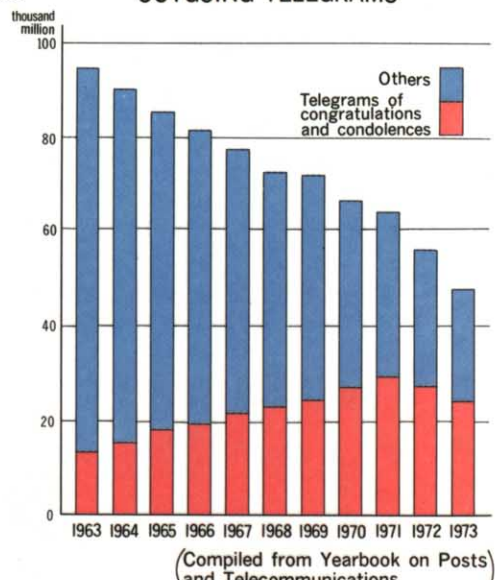
Source

1. Kokusai Denshin Denwa Co., Ltd., 1972 KDD Annual Report.

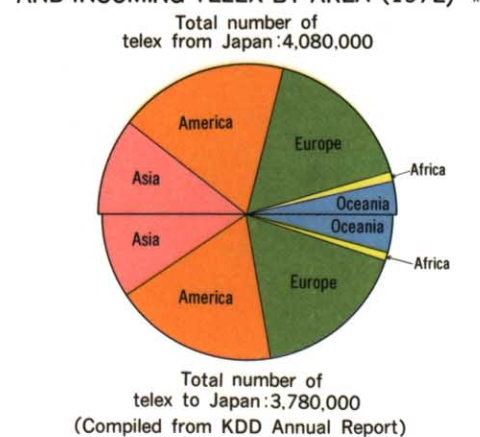
NUMBER OF AUTOMATIC TELEPHONE CALLS PER ANNUM



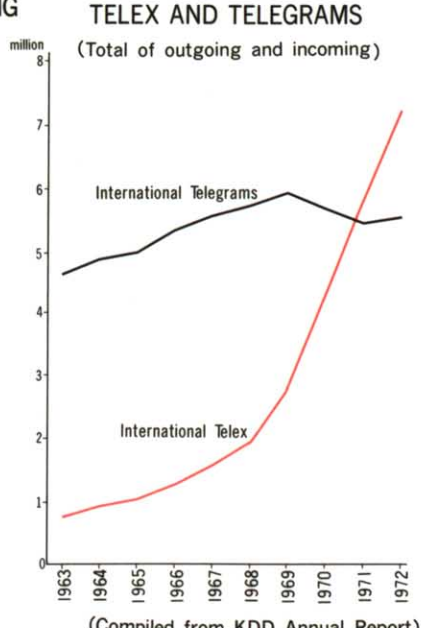
CHANGES IN NUMBER OF OUTGOING TELEGRAMS




PERCENTAGE OF NUMBER OF OUTGOING AND INCOMING TELEX BY AREA (1972)



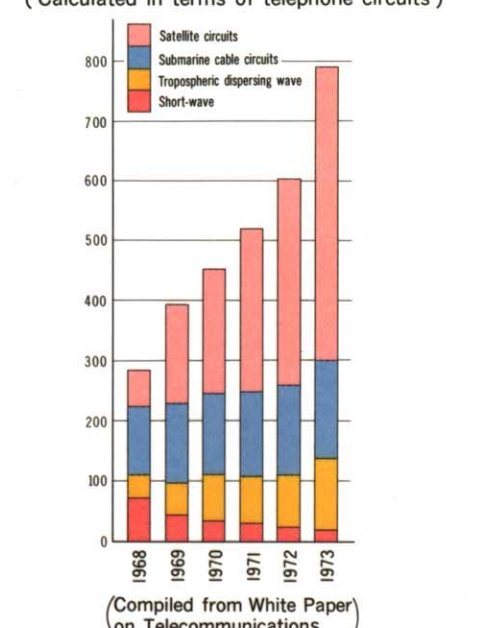
CHANGES IN NUMBER OF OUTGOING AND INCOMING INTERNATIONAL TELEX AND TELEGRAMS

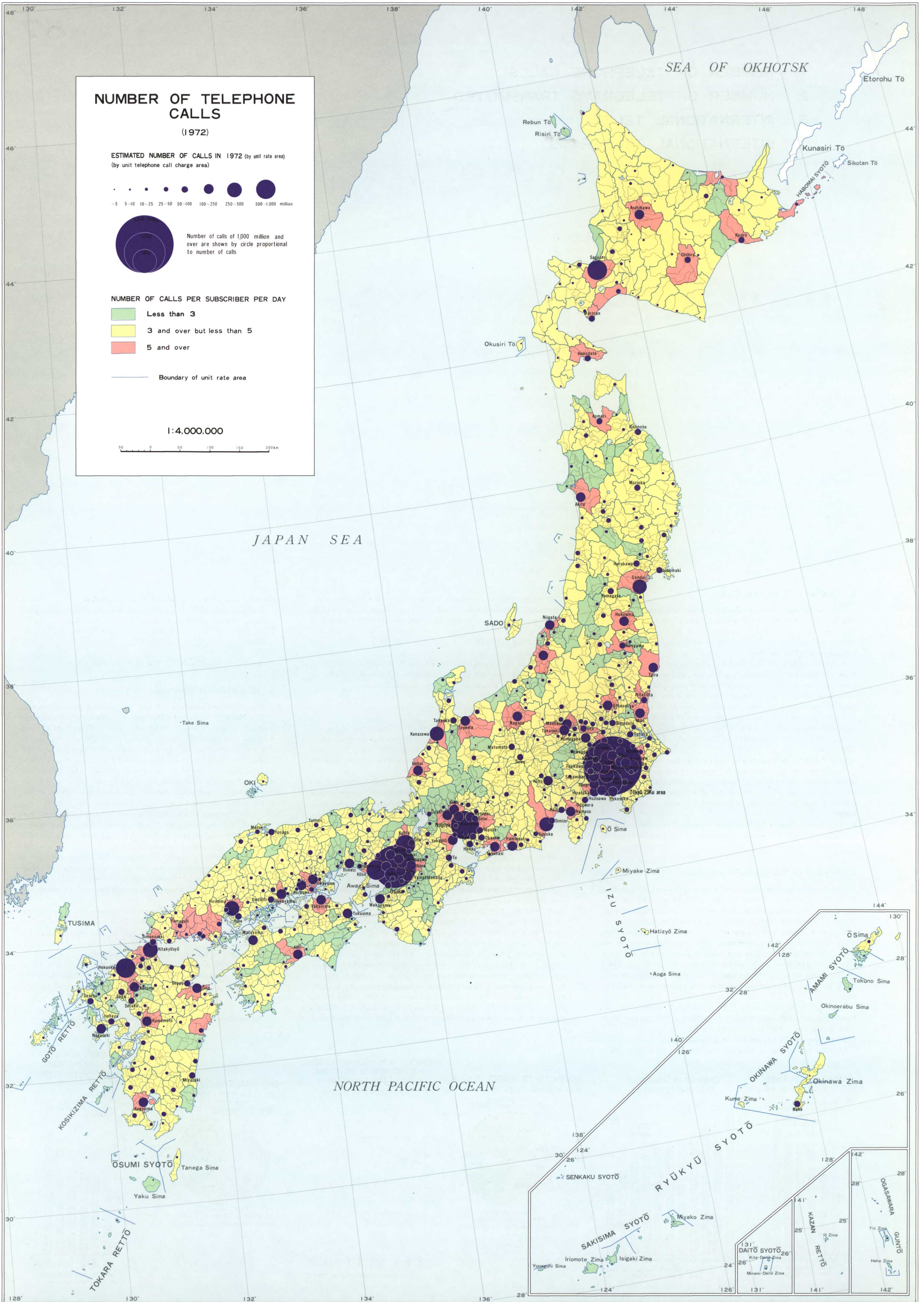


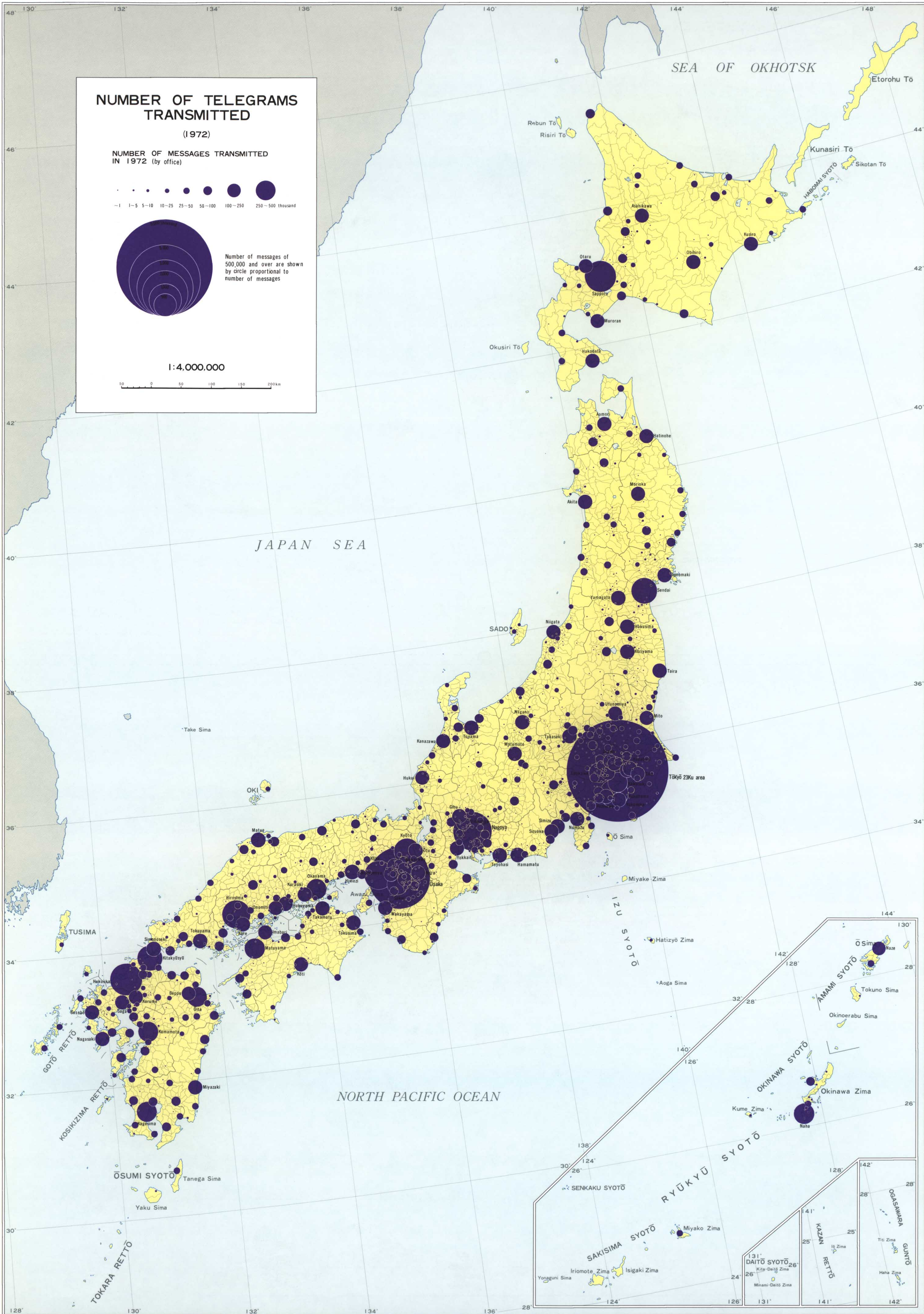
PERCENTAGE OF INTERNATIONAL TELEGRAMS BY AREA (1972)



CHANGES IN NUMBER OF INTERNATIONAL COMMUNICATION CIRCUITS



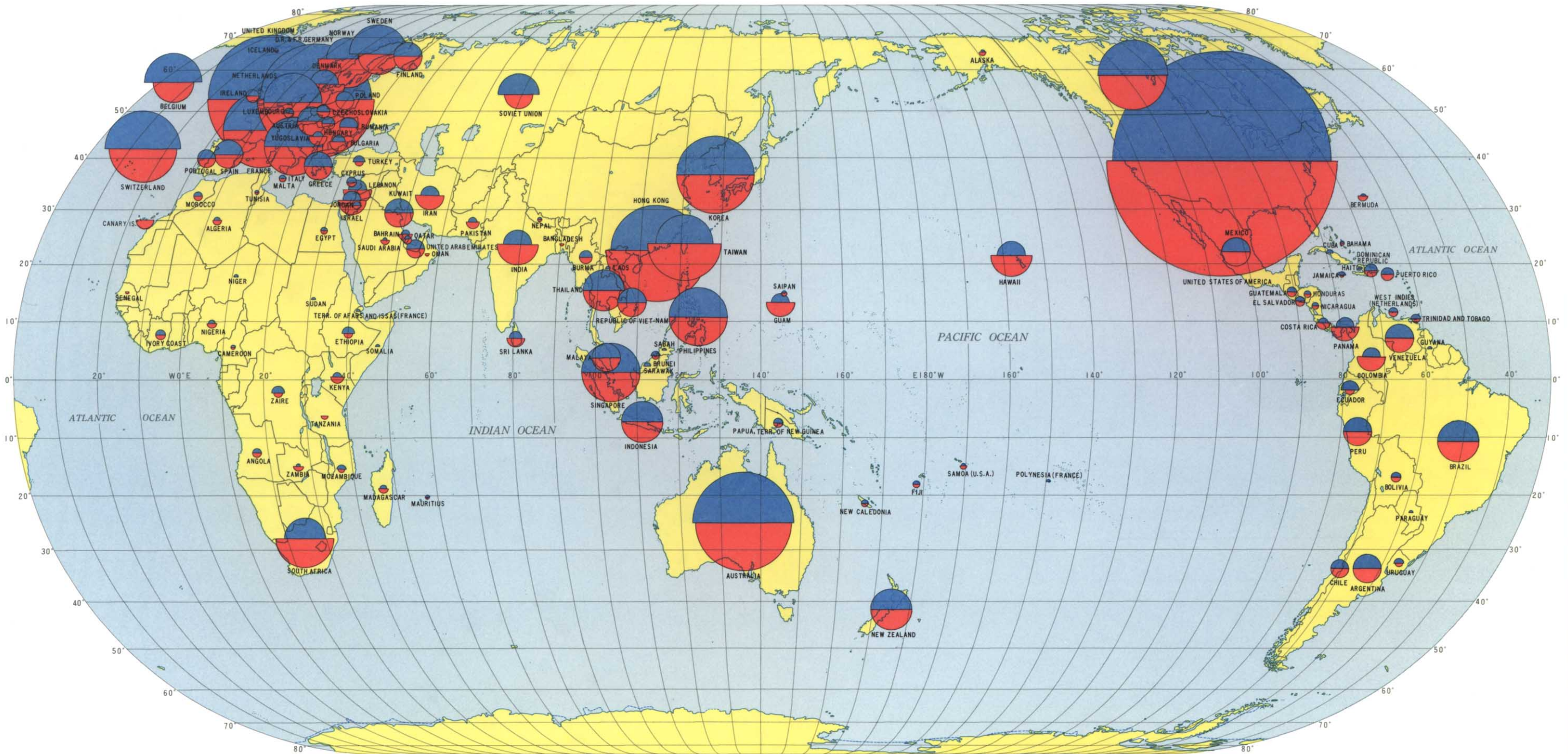




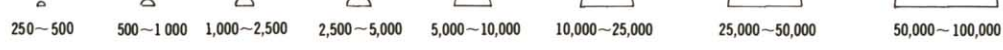
INTERNATIONAL TELEX

(1972)

57.3



INTERNATIONAL TRAFFIC VOLUME



Incoming telex to Japan



Outgoing telex from Japan

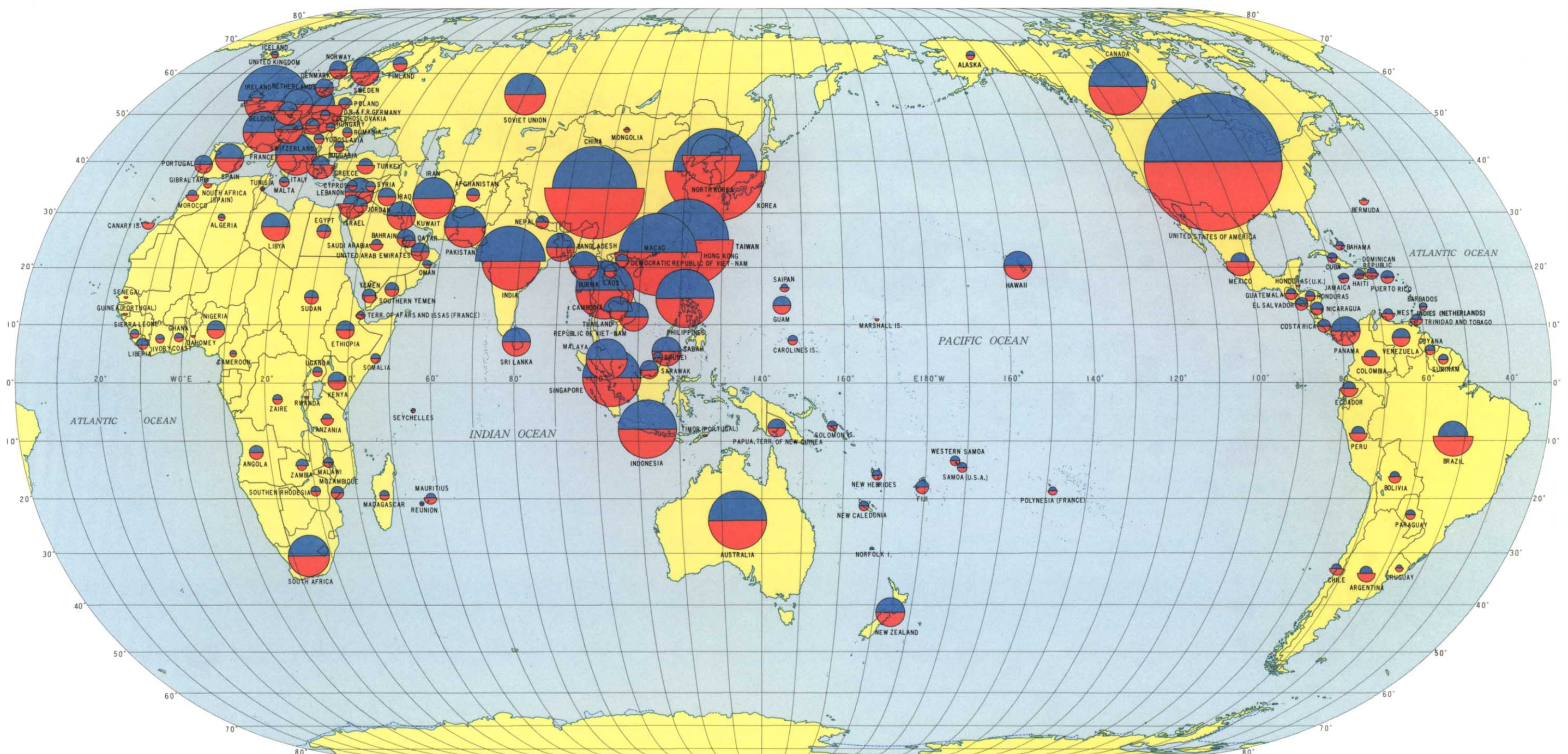
Total incoming telex : 3,780 thousand
Total outgoing telex : 4,080 thousand

1 : 110,000,000



INTERNATIONAL TELEGRAMS

(1972)



INTERNATIONAL TRAFFIC VOLUME



Incoming messages to Japan



Outgoing messages from Japan

Total incoming messages : 2,590 thousand
Total outgoing messages : 2,970 thousand

1 : 110,000,000

