

1. VALUE OF CONSTRUCTION WORK EXECUTED
 2. VALUE OF PUBLIC CONSTRUCTION WORKS STARTED
 3. NUMBER OF NEWLY CONSTRUCTED HOUSES

1. Value of Construction Work Executed

The value of construction work executed in 1972 amounted to ¥16,400,000 million (value of construction work completed on orders), of which private orders were worth ¥10,300,000 million (62.8%) and Government and public agency orders ¥6,100,000 million (37.2%). By type of construction work, civil engineering works amounted to ¥5,600,000 million (34.4%), building construction to ¥9,100,000 million (55.8%), and construction of machinery, equipment, etc., to ¥1,600,000 million (9.8%). By orderer, the value of construction work executed was greatest in building construction on private orders with ¥7,200,000 million (44.2%). This amount was followed by the value of ¥3,700,000 million from civil engineering works for Government and public agencies.

By prefecture, the value of construction work executed was greatest in Tōkyō with ¥2,700,000 million, followed by Ōsaka with ¥1,300,000 million, Aiti with ¥950,000 million and Kanagawa with ¥890,000 million.

Salient Points of the Legend and Map Compilation

This map shows with circular symbols the value of construction work executed as classified by construction work on orders from Government and public agencies and private orders. They were further subdivided into types of construction work, such as civil engineering works, building construction, and construction of machinery, equipment, etc.

In the classification of types of construction work, "construction of machinery, equipment, etc." as referred to here, represents the construction of power facilities, such as plants; plumbing, construction of machinery

stands and furnaces, and installation of machinery and equipment; and construction of transformer substation facilities, intercommunication systems, neon equipment and cablecars, but does not represent civil engineering works and building construction.

Source

1. Ministry of Construction, 1972 Report on Statistical Survey of Construction Work Executed.

2. Value of Public Construction Works Started

The public construction works started in the one year period from April 1972 to March 1973 were valued at ¥5,800,000 million, of which the construction of roads amounted to ¥1,200,000 million (20.5% of the total), construction of government agency buildings and others ¥686,000 million, construction works for schools and hospitals ¥558,000 million, construction works associated with telegraph, telephone and postal services ¥531,000 million, and construction works related to dwellings ¥451,000 million.

By prefecture, the value of public construction works started was ¥630,000 million in Tōkyō, ¥421,000 million in Hokkaidō, ¥322,000 million in Aiti, ¥311,000 million in Ōsaka, ¥295,000 million in Kanagawa, ¥245,000 million in Hyōgo and ¥229,000 million in Hukuoka.

The total number of construction works started was 400,000, including 28,000 in Hokkaidō, 22,000 each in Tōkyō and Aiti prefectures, 16,000 in Kanagawa Prefecture, 15,000 in Sizuoka Prefecture, 14,000 in Niigata Prefecture and 13,000 in Nagano Prefecture.

The value of public construction work per order was ¥145,000,000 on the national average. By prefecture, Miyagi, Saitama, Tiba, Tōkyō, Kanagawa, Siga, Ōsaka, Hyōgo and Hukuoka exceeded the national average.

By orderer, the number of orders of public construction work started was

148,000 from Si, Mati, and Mura, 138,000 from prefectures, and 25,000 from the Government. These orders were worth ¥1,700,000 million for prefectures, ¥1,400,000 million for Si, Mati and Mura and ¥640,000 million for the Government.

Source

1. Ministry of Construction, 1972 Annual Report on Statistics of Public Construction Works Started.

3. Number of Newly Constructed Houses

The dwellings constructed in 1972 totaled 1,810,000, the floor space per dwelling averaged 71m². In 1973, 1,910,000 dwelling were newly constructed with an aggregate floor space of 146,500,000m². The floor space per dwelling averaged 77m².

By prefecture, the number of dwellings newly constructed in 1972 was greatest in Tōkyō with 228,000, followed by Ōsaka with 174,000, Kanagawa with 141,000, Saitama with 141,000, and Tiba with 106,000.

By source of construction fund, 1,357,000 of the 1,810,000 dwellings were newly constructed with private funds, 194,000 with loans from the Housing Loan Corporation, 121,000 dwellings under public management, and 86,000 dwellings under the management of the Japan Housing Corporation. By owner-occupant relation, there were 800,000 rental houses, 688,000 owned houses, 252,000 for-sale houses and 67,000 employer-issued houses.

By owner-occupant relation, the floor space per house measured 100.5 m² for owned houses, 73.9 m² for employer-issued houses, and 65.0 m² for for-sale houses, and 47.8 m² for rental houses.

Salient Points of the Legend and Map Compilation

The number of newly constructed houses as classified by prefecture was shown with circular symbols. Each circle was horizontally divided, the upper semicircle representing the construction of new houses as classified by type of fund, and the lower semicircle the construction of new houses by owner-occupant relation.

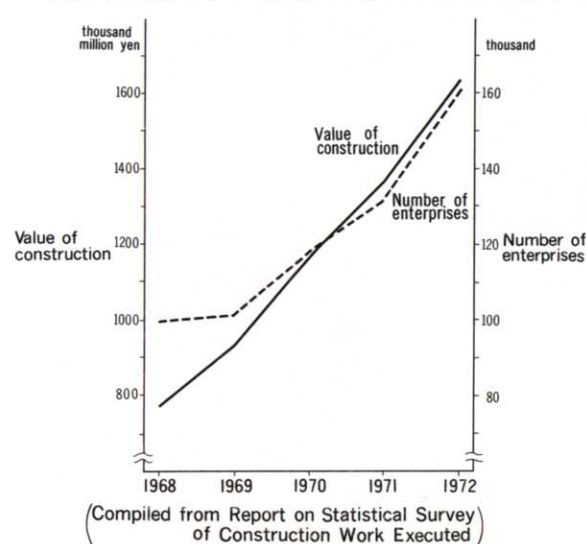
The number of constructed houses, as referred to here, is that of the dwellings to the execution of whose construction is reported by the construction orderers to prefectural governors under the Construction Standard Law.

In the classification of dwellings by owner-occupant relation, "Owned house" means the dwelling in which the construction orderer is to live, "rental house" represents the dwelling which is built by the construction orderer for rent, "employer-issued house" denotes the dwelling which is built by a government agency, school or others as the abode of an employee, and "houses for sale on lots" is the dwelling payable in cash or installments.

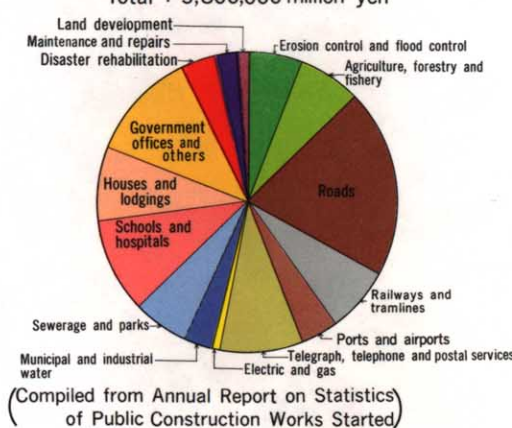
Source

1. Ministry of Construction, 1972 Annual Report on Building Construction Statistics.

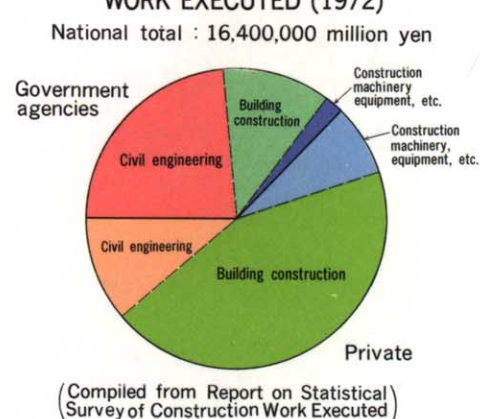
CHANGES IN VALUE OF CONSTRUCTION WORK EXECUTED AND NUMBER OF ENTERPRISES



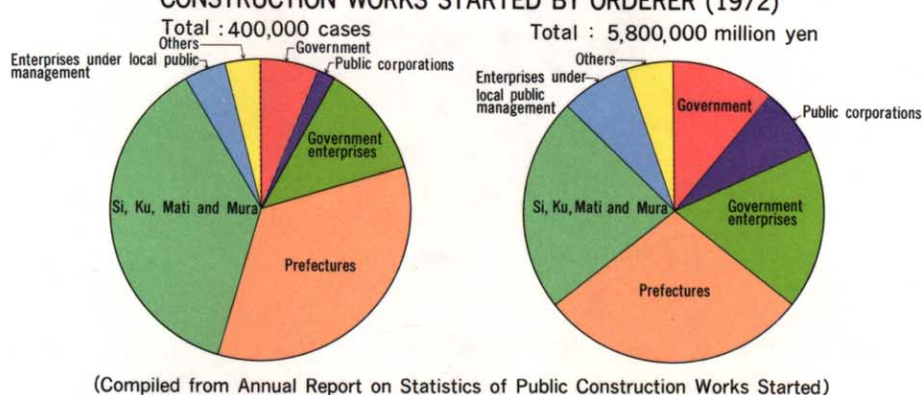
VALUE OF PUBLIC CONSTRUCTION WORKS STARTED (1972)
Total : 5,800,000 million yen



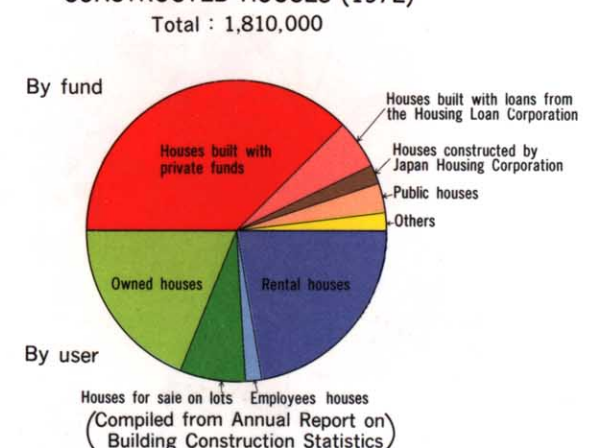
VALUE OF CONSTRUCTION WORK EXECUTED (1972)
National total : 16,400,000 million yen



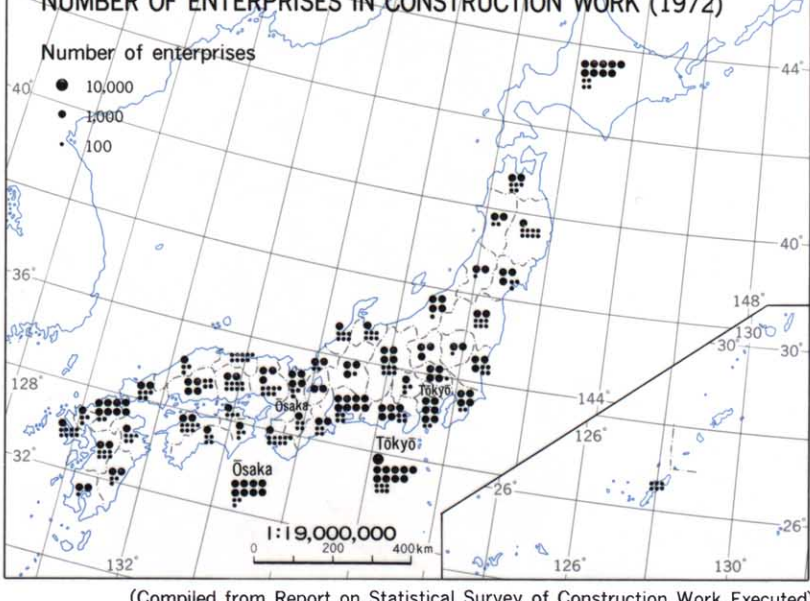
PERCENTAGE OF THE NUMBER AND VALUE OF PUBLIC CONSTRUCTION WORKS STARTED BY ORDERER (1972)
Total : 400,000 cases



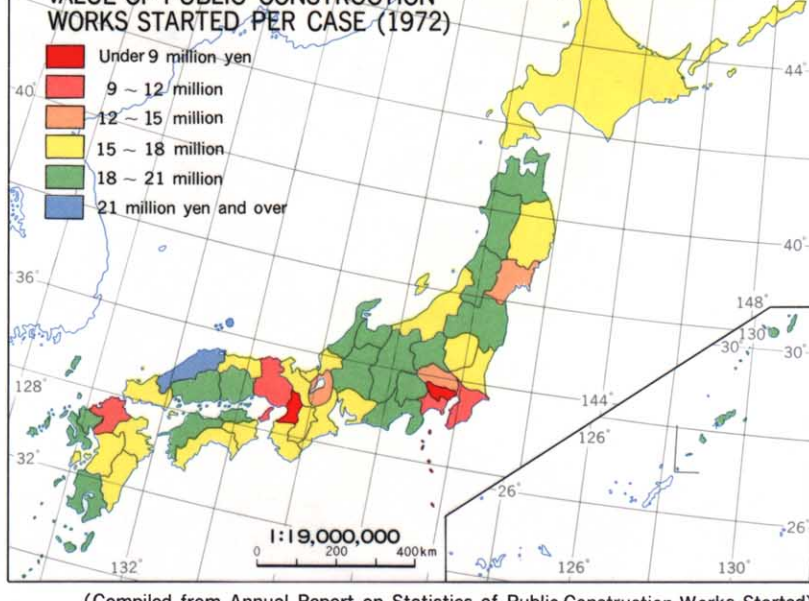
NUMBER OF NEWLY CONSTRUCTED HOUSES (1972)
Total : 1,810,000



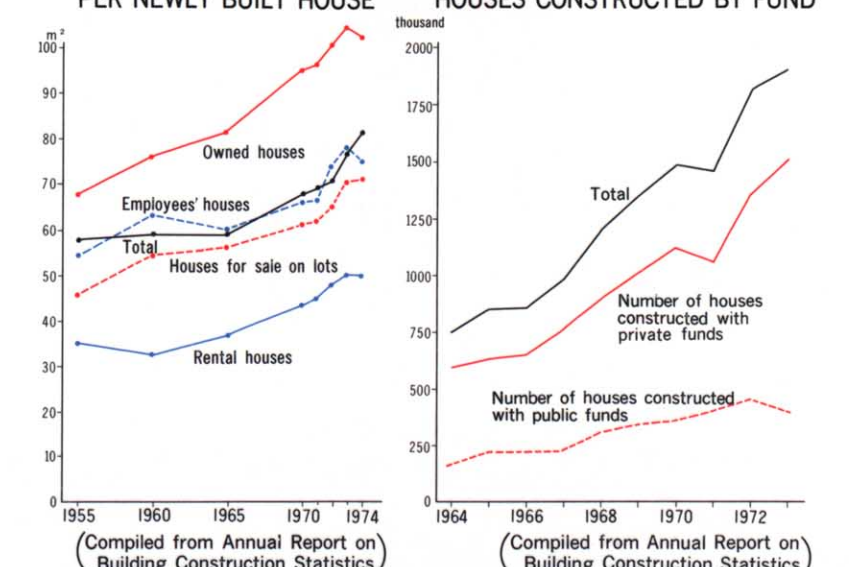
NUMBER OF ENTERPRISES IN CONSTRUCTION WORK (1972)



VALUE OF PUBLIC CONSTRUCTION WORKS STARTED PER CASE (1972)



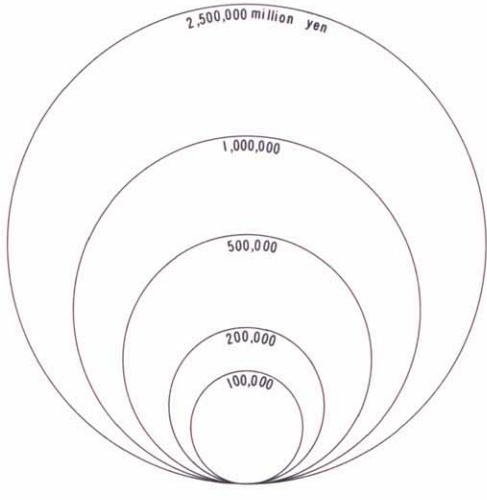
CHANGES IN AREA CONSTRUCTED PER NEWLY BUILT HOUSE CHANGES IN THE NUMBER OF HOUSES CONSTRUCTED BY FUND



VALUE OF CONSTRUCTION WORK EXECUTED

(1972)

VALUE OF WORK EXECUTED IN 1972



- | GOVERNMENT AND PUBLIC AGENCY ORDERS | | PRIVATE ORDERS | |
|-------------------------------------|--|----------------|--|
| Red | Civil engineering works | Orange | Civil engineering works |
| Green | Building construction | Yellow | Building construction |
| Blue | Construction of machinery, equipment, etc. | Light Blue | Construction of machinery, equipment, etc. |

Gross amount: 16,400,000 million yen

1 : 4,000,000

